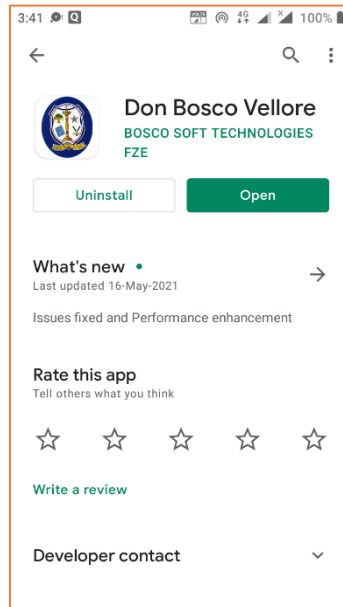


DON BOSCO MATRIC HR.SEC.SCHOOL, VELLORE-6

ONLINE PAYMENT INSTRUCTIONS – Mobile App

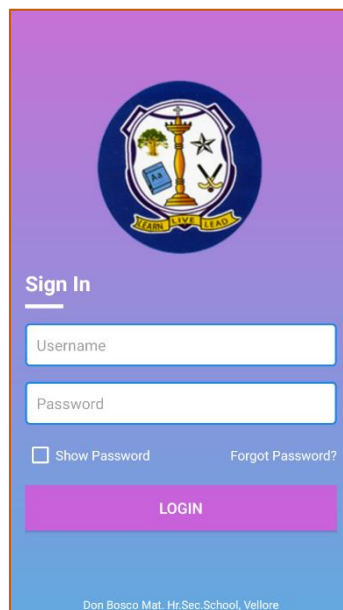
Step – 1

Open Play store and search Don Bosco Matric Vellore. Then **install or update** the following application



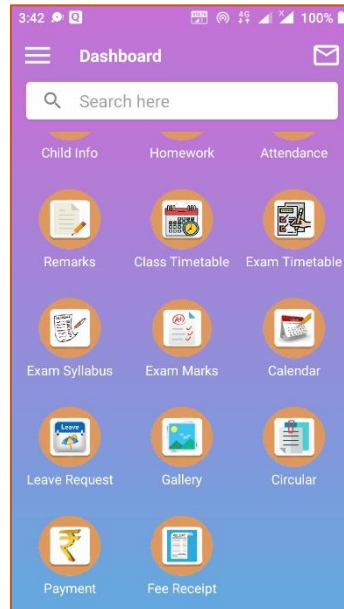
Step – 2

Sign in to the App using credentials which was sent to your registered mobile number via SMS



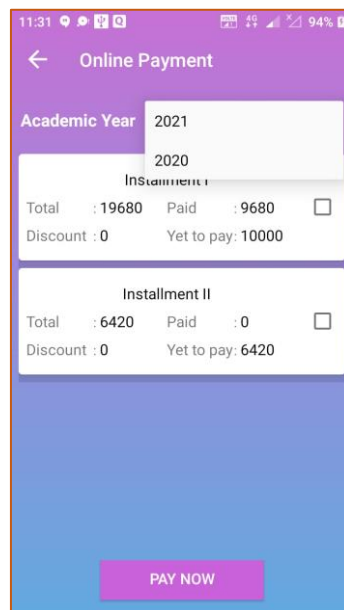
Step – 3

Click on **PAYMENT** for online payment



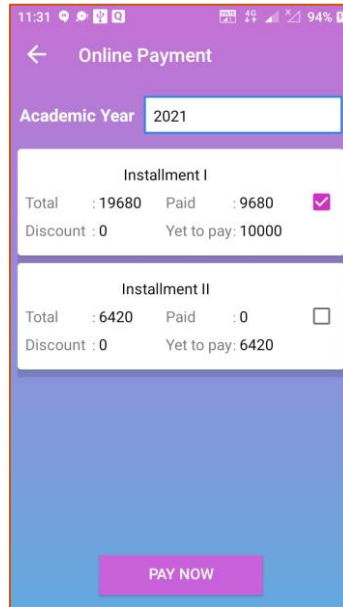
Step – 4

Select **Academic year 2021** to pay the fees.



Step – 5

Select the particular fee in the check box and click on to pay now



The screenshot shows the 'Online Payment' app interface. At the top, there is a back arrow and the title 'Online Payment'. Below that, the 'Academic Year' is set to '2021'. There are two installment sections:

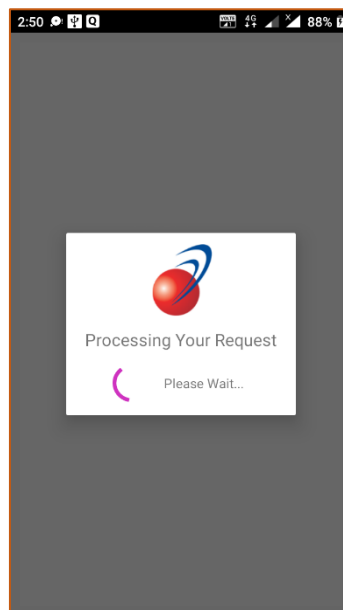
| Installment I | | | |
|---------------|---------|-------------|--|
| Total | : 19680 | Paid | : 9680 <input checked="" type="checkbox"/> |
| Discount | : 0 | Yet to pay: | 10000 |

| Installment II | | | |
|----------------|--------|-------------|------------------------------|
| Total | : 6420 | Paid | : 0 <input type="checkbox"/> |
| Discount | : 0 | Yet to pay: | 6420 |

At the bottom of the screen, there is a purple button labeled 'PAY NOW'.

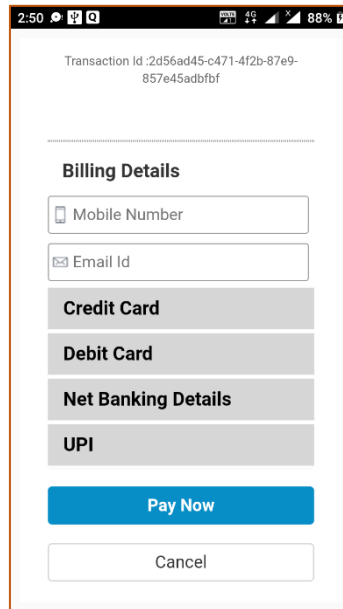
Step – 6

Once payment-initiated app will be re-directed to the following page



Step – 7

1. Update valid **MOBILE NUMBER & EMAIL ID** for transaction reference purpose.
2. Kindly select the preferred payment option to pay the fee.



Transaction Id :2d56ad45-c471-4f2b-87e9-857e45adbfbf

Billing Details

Mobile Number

Email Id

Credit Card

Debit Card

Net Banking Details

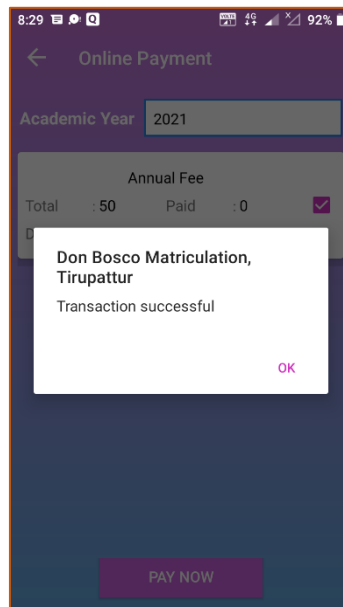
UPI

Pay Now

Cancel

Step – 8

Once the payment is made successfully, the following page will be shown.



← Online Payment

Academic Year 2021

Annual Fee

Total : 50 Paid : 0 ✓

Don Bosco Matriculation,
Tirupattur

Transaction successful

OK

PAY NOW

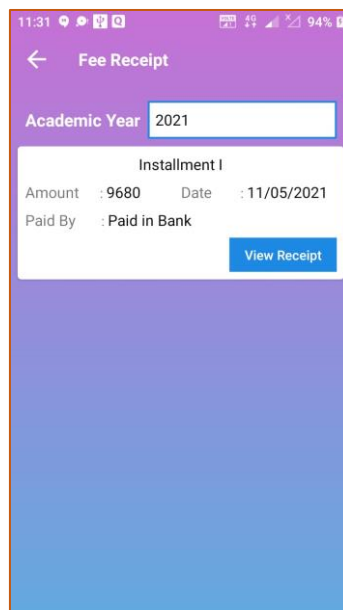
Step – 9

For Receipt – Go to dashboard and click on fee receipt.



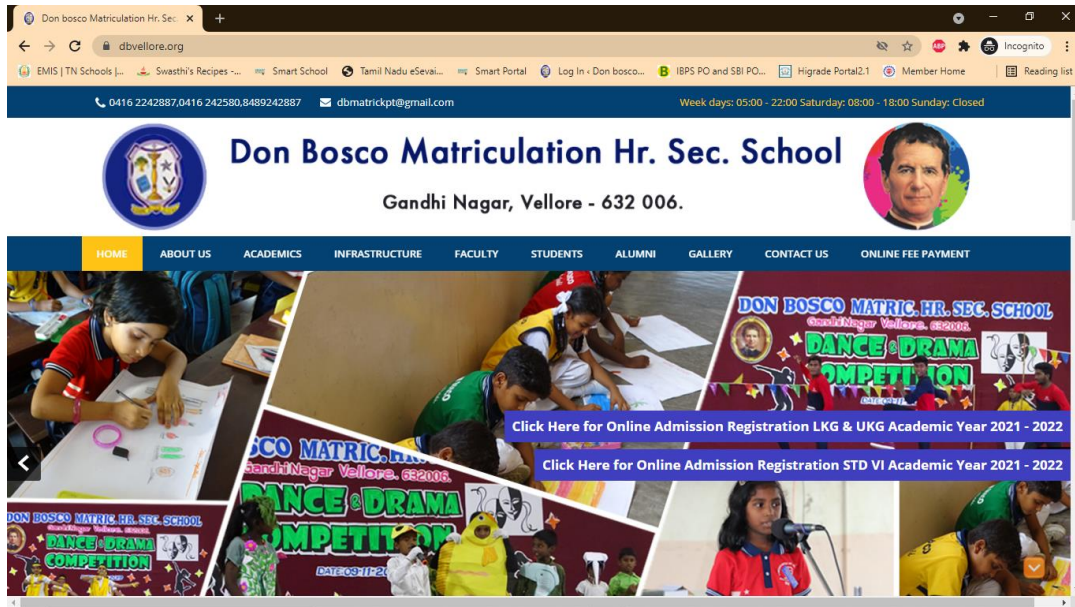
Step – 10

For downloading fee receipt click on view receipt

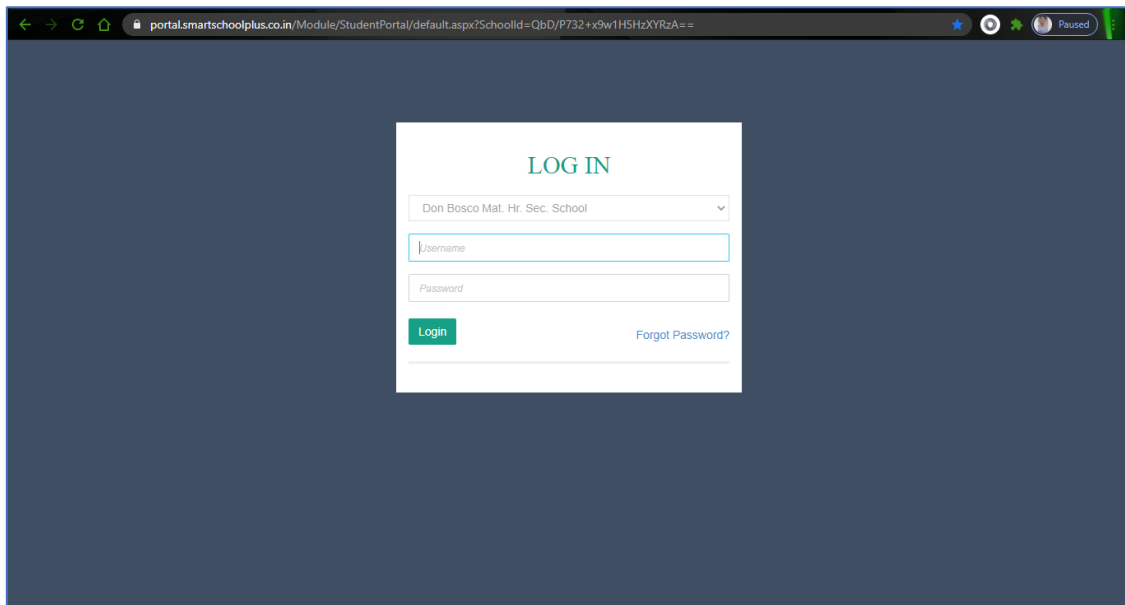


ONLINE PAYMENT INSTRUCTIONS – Web Portal

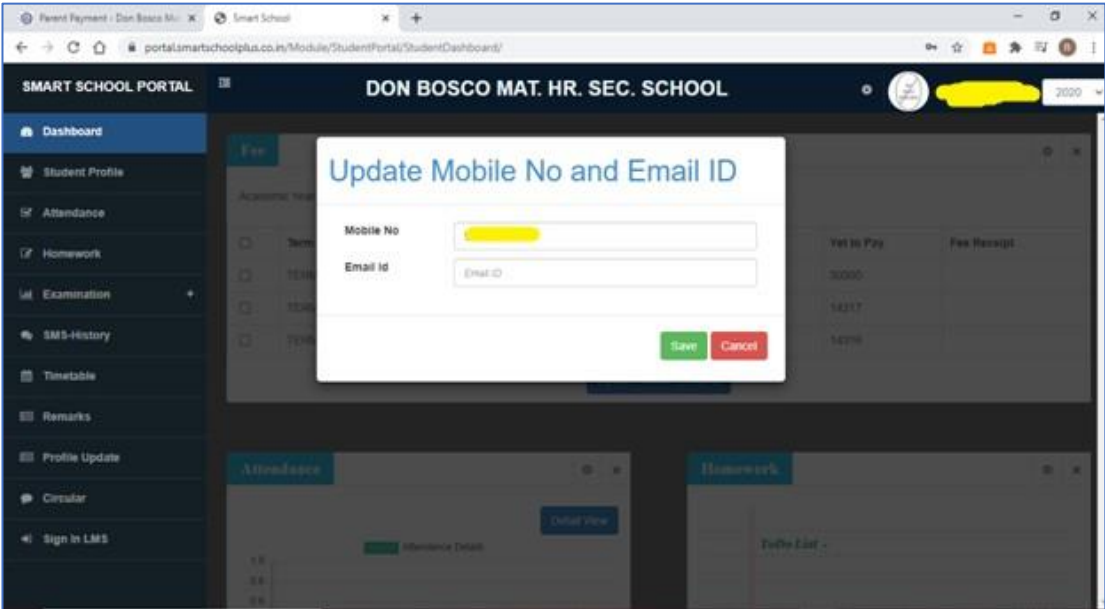
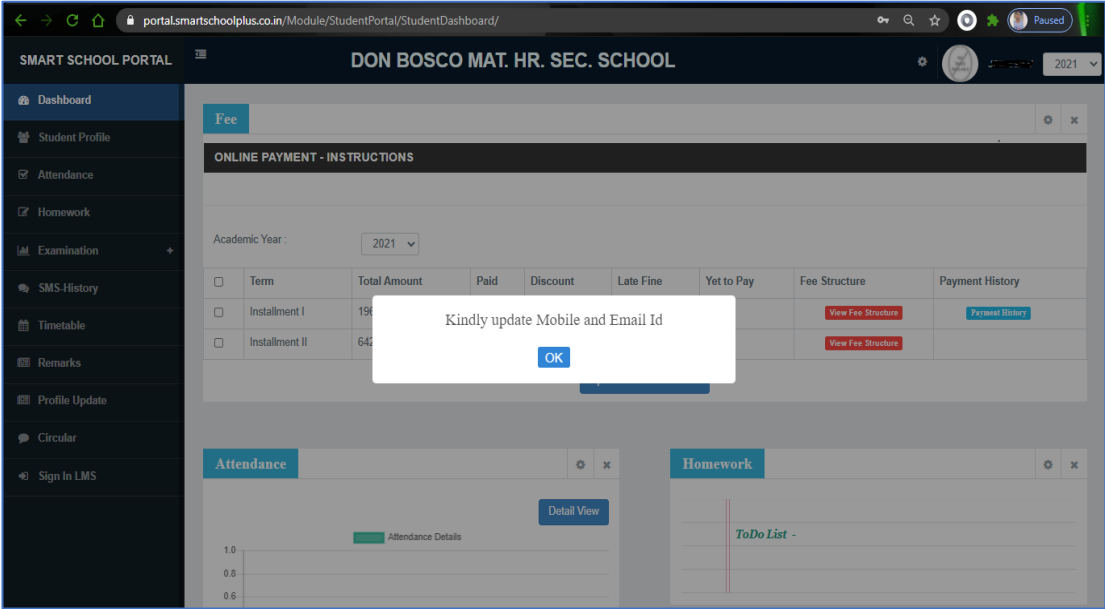
STEP 1: Login the school website www.dbvellore.org and click on **ONLINE PAYMENT**.



STEP 3: Login portal using credentials which was sent to your registered mobile number via SMS.

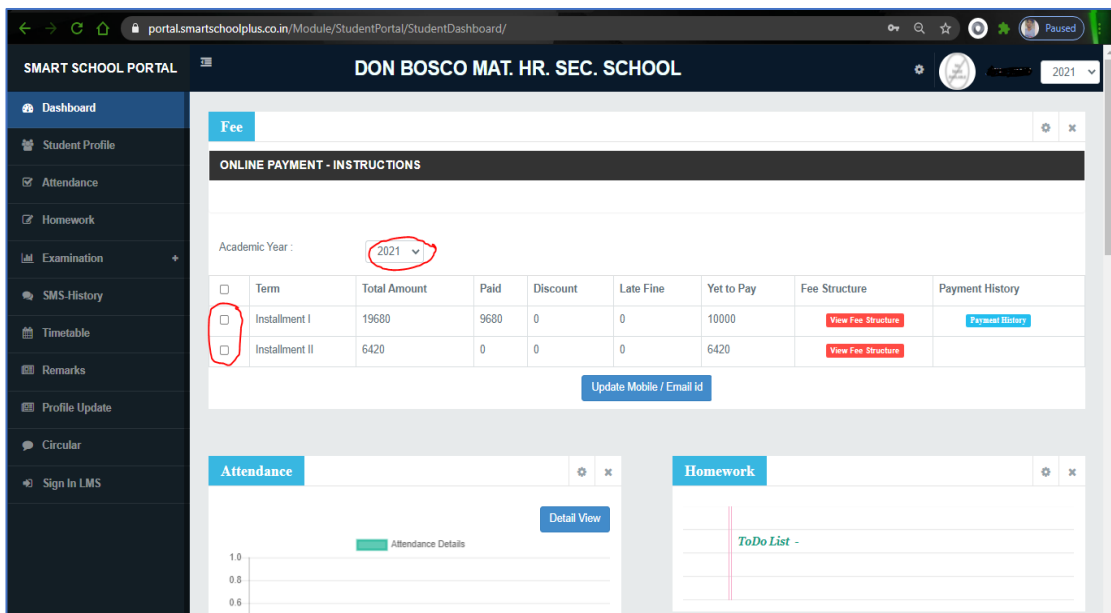


STEP 4: Click **UPDATE MOBILE / EMAIL ID** to update your details for transaction reference purpose.

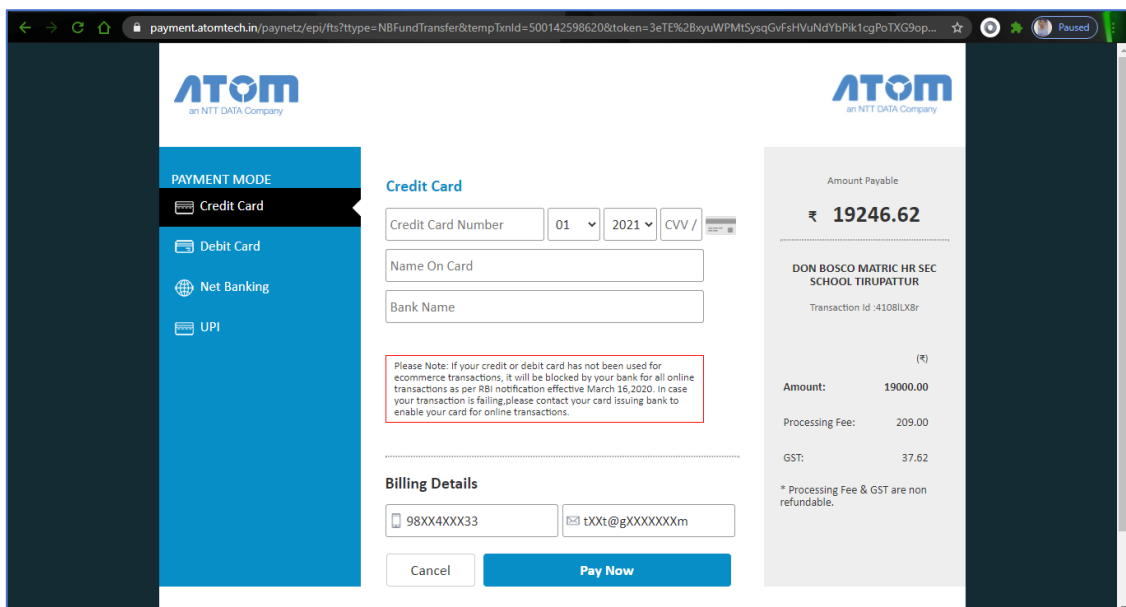


STEP 5: After updating mail id and phone number **PAY NOW** option will be enabled.

- Select the **academic year**
- Select the particular **Installment** fee in the check box and click on to pay now.



STEP 6: Kindly **SELECT THE PREFERRED PAYMENT** method to pay the fee.



STEP 7: Once the payment is made successfully, you can download the fee receipt in the Payment History.

The screenshot displays the SMART SCHOOL PORTAL interface for Don Bosco Mat. Hr. Sec. School. The main content area is titled "Fee" and shows "ONLINE PAYMENT - INSTRUCTIONS". Below this, there is a section for "Academic Year" set to 2021. A table lists the payment details for two installments. The first installment, "Installment I", has a total amount of 19680, with 9680 paid and 10000 yet to pay. The second installment, "Installment II", has a total amount of 6420, with 0 paid and 6420 yet to pay. Each installment row includes a "View Fee Structure" button and a "Payment History" button. A "Detail View" button is also present. Below the table, there are sections for "Attendance" and "Homework". The "Attendance" section shows a bar chart with a value of 1.0 and a "Detail View" button. The "Homework" section shows a "ToDo List" with a vertical line and a minus sign.

| <input type="checkbox"/> | Term | Total Amount | Paid | Discount | Late Fine | Yet to Pay | Fee Structure | Payment History |
|--------------------------|----------------|--------------|------|----------|-----------|------------|------------------------------------|-----------------------------------|
| <input type="checkbox"/> | Installment I | 19680 | 9680 | 0 | 0 | 10000 | View Fee Structure | Payment History ✓ |
| <input type="checkbox"/> | Installment II | 6420 | 0 | 0 | 0 | 6420 | View Fee Structure | |